



creating an ID.me account

an ID.me account can be used for...

01

viewing your balance - the amount you owe to the IRS, broken down by tax year

02

creating payment plans and viewing the details of existing plans

03

making payments and viewing up to five (5) years of payment history

04

accessing tax records and viewing digital copies of IRS notices

using ID.me for taxes

visit IRS.gov and click "Sign in to Your Account"

The image shows a screenshot of the IRS.gov website. At the top, there is a blue navigation bar with the IRS logo on the left and links for Help, News, English, Charities & Nonprofits, and Tax Pros on the right. Below this is a secondary navigation bar with links for File, Pay, Refunds, Credits & Deductions, and Forms & Instructions, along with a search bar. The main content area features a large banner image of a man and a woman looking at a laptop, with the text "Helping people understand and meet their tax responsibilities" overlaid. Below the banner is a section titled "How can we help you?" which contains a grid of service links. An orange arrow points to the "Sign in to Your Account" link in the top row of this grid. Other links include "Get Your Refund Status", "Credit Payments", "File Your Taxes for Free", "Get Your Tax Record", "Make a Payment", "Get Answers to Your Tax Questions", "Apply for an Employer ID Number (EIN)", and "Get Your Economic Impact Payment Status". At the bottom, there is a section titled "Tools & Applications" with two visible cards: "IRS Free File" and "Your Online Account".

Help | News | English | Charities & Nonprofits | Tax Pros

File | Pay | Refunds | Credits & Deductions | Forms & Instructions

Helping people understand and meet their tax responsibilities

How can we help you?

- Get Your Refund Status
- Sign in to Your Account
- Credit Payments
- File Your Taxes for Free
- Get Your Tax Record
- Make a Payment
- Get Answers to Your Tax Questions
- Apply for an Employer ID Number (EIN)
- Get Your Economic Impact Payment Status

Tools & Applications

- IRS Free File
- Your Online Account

step two

once again, click "Sign in to Your Account"

The screenshot shows the IRS website's "Your Online Account" page. The browser address bar displays "irs.gov/payments/your-online-account". The page features a blue header with the IRS logo and navigation links for Help, News, English, Charities & Nonprofits, and Tax Pros. Below the header is a dark blue navigation bar with links for File, Pay, Refunds, Credits & Deductions, and Forms & Instructions, along with a search bar. The main content area is titled "Your Online Account" and includes a breadcrumb trail: Home / File / Individuals / Your Information / Your Online Account. A language selection menu is visible, with "English" selected. The page is organized into several sections:

- Individuals:** A sidebar menu with links for How to File, When to File, Where to File, Your Information (highlighted), Tax Record (Transcript), Third Party Authorization, Students, Employees, Parents, Military, and Seniors & Retirees.
- Businesses and Self-Employed:** A section with a link for "Businesses and Self-Employed".
- Charities and Nonprofits:** A section with a link for "Charities and Nonprofits".
- International Taxpayers:** A section with a link for "International Taxpayers".
- Governmental Liaisons:** A section with a link for "Governmental Liaisons".
- Federal State Local Governments:** A section with a link for "Federal State Local Governments".

The main content area contains the following sections:

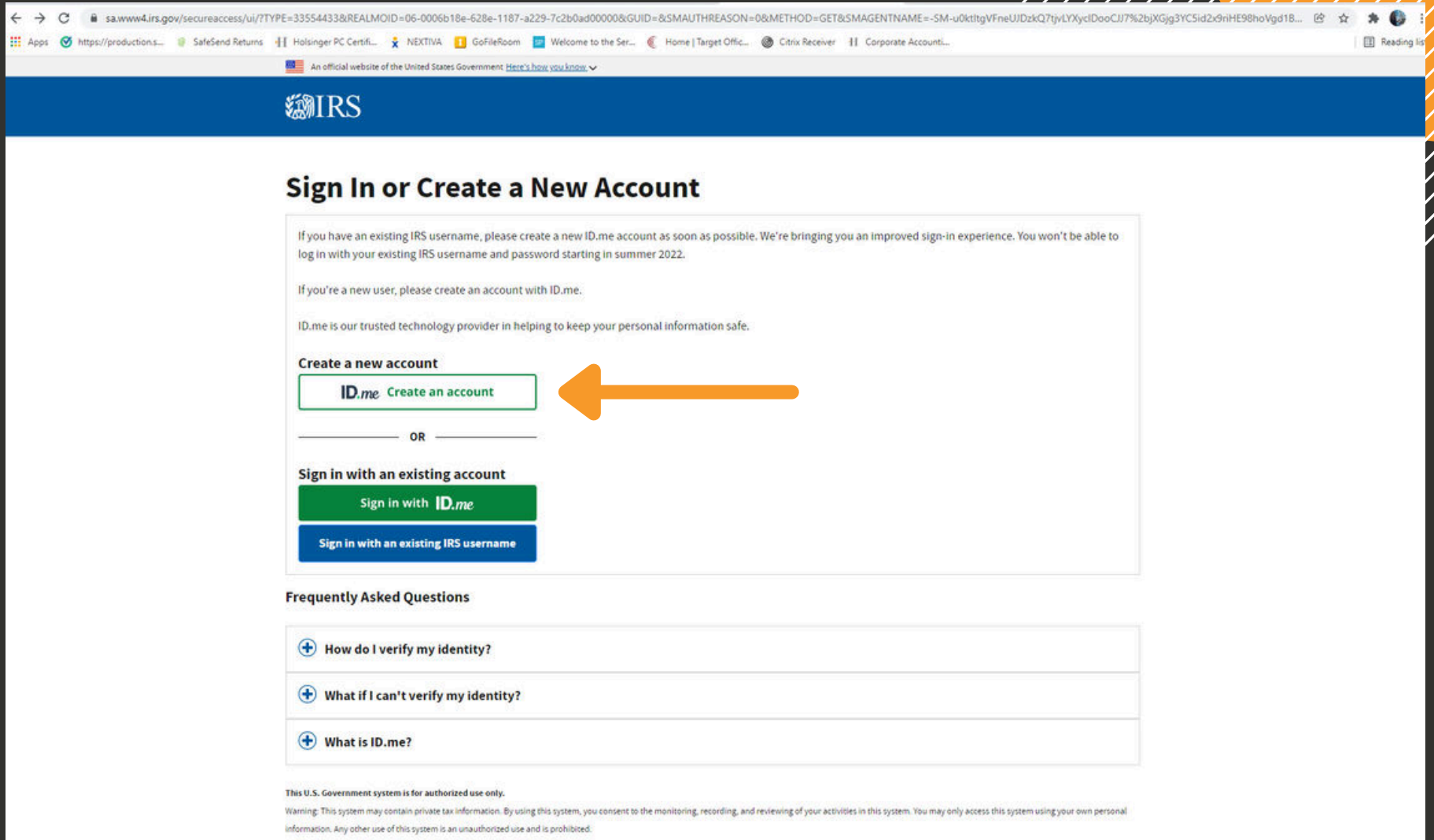
- Access your individual account information including balance, payments, tax records and more.** A blue button labeled "Sign in to your Online Account" is highlighted with a large orange arrow.
- View Your Balance:** A link to "View the amount you owe and a breakdown by tax year".
- View or Create Payment Plans:** Links to "Learn about payment plan options and apply for a new payment plan" and "View details of your payment plan if you have one".
- Make and View Payments:** Links to "Make a payment from your bank account or by debit/credit card" and "View 5 years of payment history and any pending or scheduled payments".
- Manage Communication Preferences:** Links to "Go paperless for certain notices" and "Get email notifications for new notices".
- Access Tax Records:** Links to "View key data from your most recent tax return and access additional records and transcripts", "View your economic impact payment amounts", and "View digital copies of certain notices from the IRS".

On the right side, there is a "Related Information" section with a link to "Topic No. 653 IRS Notices and Bills, Penalties, and Interest Charges". Below this are two boxes:

- Need to Pay?:** A link to "See your payment options".
- What if I Don't Pay?:** Text stating "We can take certain actions to collect your unpaid taxes." and a link to "Learn about tax collection & your rights".

step three

lastly, click "ID.me Create an account"



The screenshot shows the IRS website's login page. At the top, there's a blue header with the IRS logo. Below it, the main heading is "Sign In or Create a New Account". The page contains several paragraphs of text explaining the transition to ID.me accounts. There are three main buttons: "ID.me Create an account" (highlighted with an orange arrow), "Sign in with ID.me", and "Sign in with an existing IRS username". Below these is a "Frequently Asked Questions" section with three expandable items: "How do I verify my identity?", "What if I can't verify my identity?", and "What is ID.me?". At the bottom, there is a disclaimer about authorized use and a warning about private tax information.

sa.www4.irs.gov/secureaccess/ui/?TYPE=33554433&REALMOID=06-0006b18e-628e-1187-a229-7c2b0ad00000&GUID=&SMAUTHREASON=0&METHOD=GET&SMAGENTNAME=-SM-u0ktttgVFneUJDzkQ7tyLYxclDooCJ7%2bjXGjg3YCSid2z9niHE98hoVgd1B...
An official website of the United States Government [Here's how you know](#)

Sign In or Create a New Account

If you have an existing IRS username, please create a new ID.me account as soon as possible. We're bringing you an improved sign-in experience. You won't be able to log in with your existing IRS username and password starting in summer 2022.

If you're a new user, please create an account with ID.me.

ID.me is our trusted technology provider in helping to keep your personal information safe.

Create a new account

[ID.me Create an account](#)

OR

Sign in with an existing account

[Sign in with ID.me](#)

[Sign in with an existing IRS username](#)

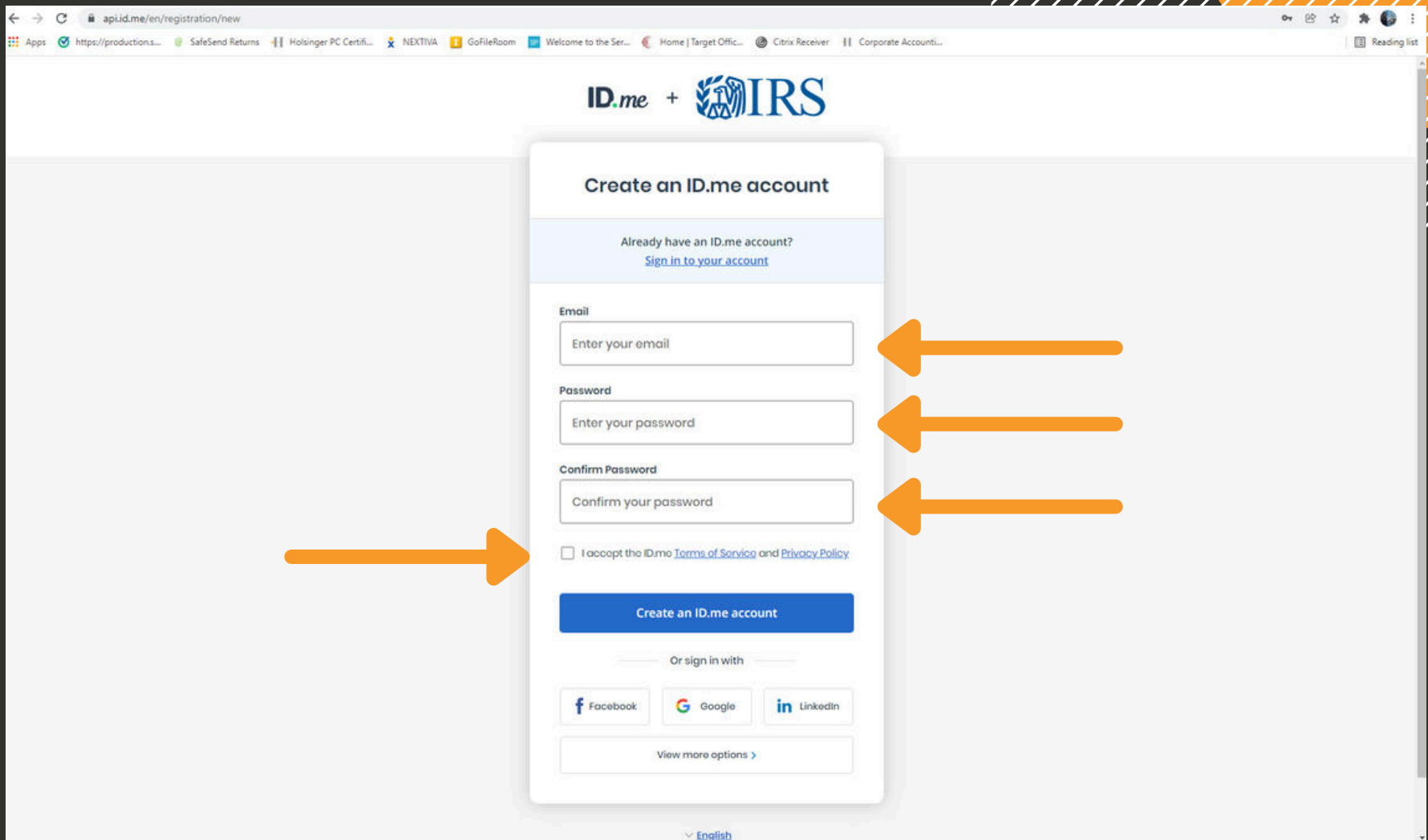
Frequently Asked Questions

- [+ How do I verify my identity?](#)
- [+ What if I can't verify my identity?](#)
- [+ What is ID.me?](#)

This U.S. Government system is for authorized use only.
Warning: This system may contain private tax information. By using this system, you consent to the monitoring, recording, and reviewing of your activities in this system. You may only access this system using your own personal information. Any other use of this system is an unauthorized use and is prohibited.

step four

enter all required information and accept the Terms of Service



The screenshot shows the ID.me registration page. At the top, the ID.me and IRS logos are displayed. Below the logos, the heading "Create an ID.me account" is centered. A light blue banner asks "Already have an ID.me account?" with a link to "Sign in to your account". The registration form consists of several fields: "Email" with a placeholder "Enter your email", "Password" with a placeholder "Enter your password", and "Confirm Password" with a placeholder "Confirm your password". Below these fields is a checkbox labeled "I accept the ID.me Terms of Service and Privacy Policy". A blue button labeled "Create an ID.me account" is positioned below the checkbox. Underneath the button, there is a section for "Or sign in with" featuring icons for Facebook, Google, and LinkedIn, along with a link to "View more options >". At the bottom of the page, there is a language selector set to "English".

aplid.me/en/registration/new

Apps https://production.s... SafeSend Returns Holsinger PC Certifi... NEXTIVA GoFileRoom Welcome to the Ser... Home | Target Offic... Citrix Receiver Corporate Account...

Reading list

ID.me + IRS

Create an ID.me account

Already have an ID.me account?
[Sign in to your account](#)

Email
Enter your email

Password
Enter your password

Confirm Password
Confirm your password

I accept the ID.me [Terms of Service](#) and [Privacy Policy](#)

Create an ID.me account

Or sign in with

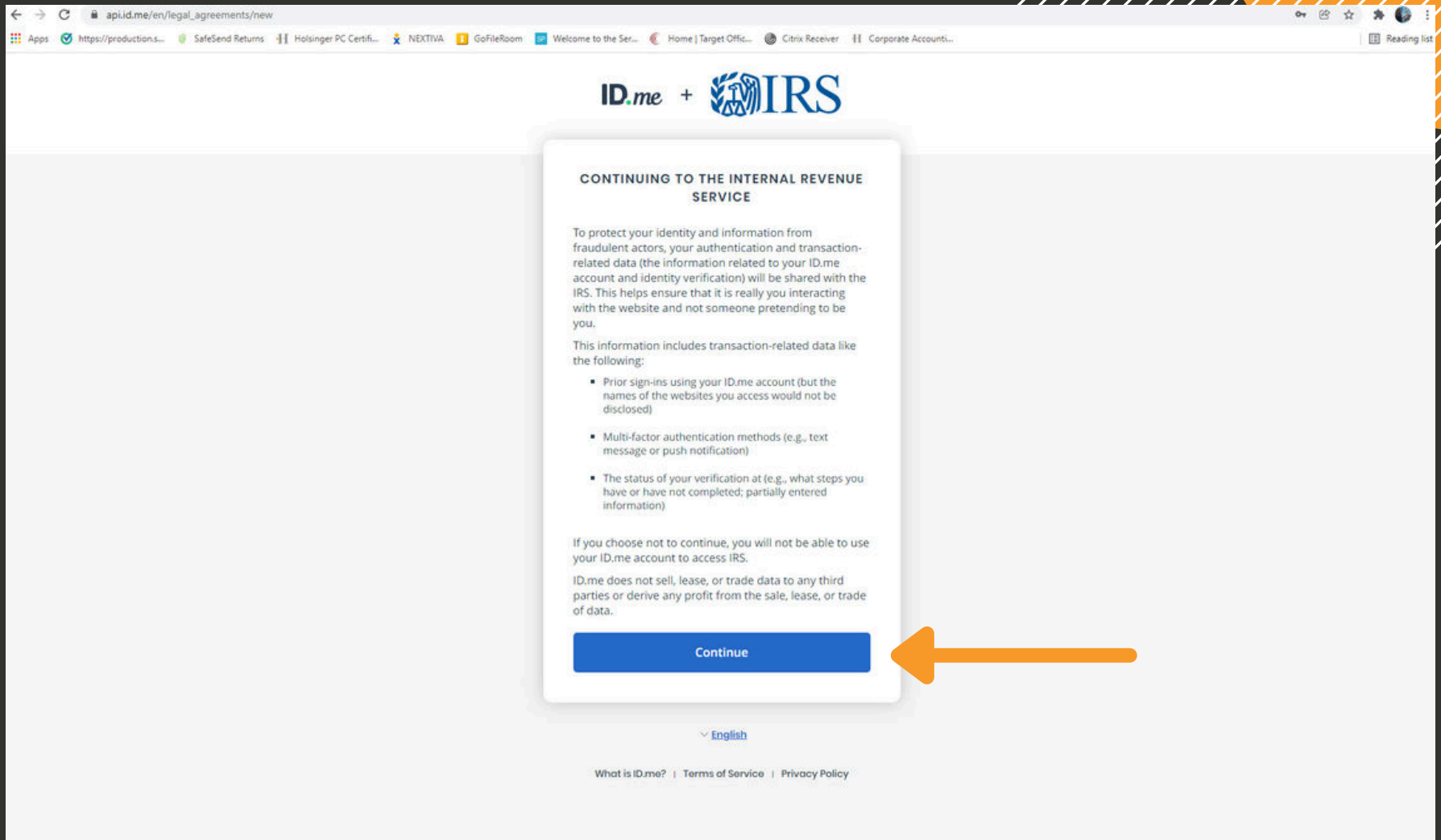
Facebook Google LinkedIn

[View more options >](#)

English

step five

click "Continue"



The screenshot shows a web browser window with the URL `api.id.me/er/legal_agreements/new`. The page header displays the **ID.me + IRS** logo. The main content is a white dialog box with the following text:

CONTINUING TO THE INTERNAL REVENUE SERVICE

To protect your identity and information from fraudulent actors, your authentication and transaction-related data (the information related to your ID.me account and identity verification) will be shared with the IRS. This helps ensure that it is really you interacting with the website and not someone pretending to be you.

This information includes transaction-related data like the following:

- Prior sign-ins using your ID.me account (but the names of the websites you access would not be disclosed)
- Multi-factor authentication methods (e.g., text message or push notification)
- The status of your verification at (e.g., what steps you have or have not completed; partially entered information)

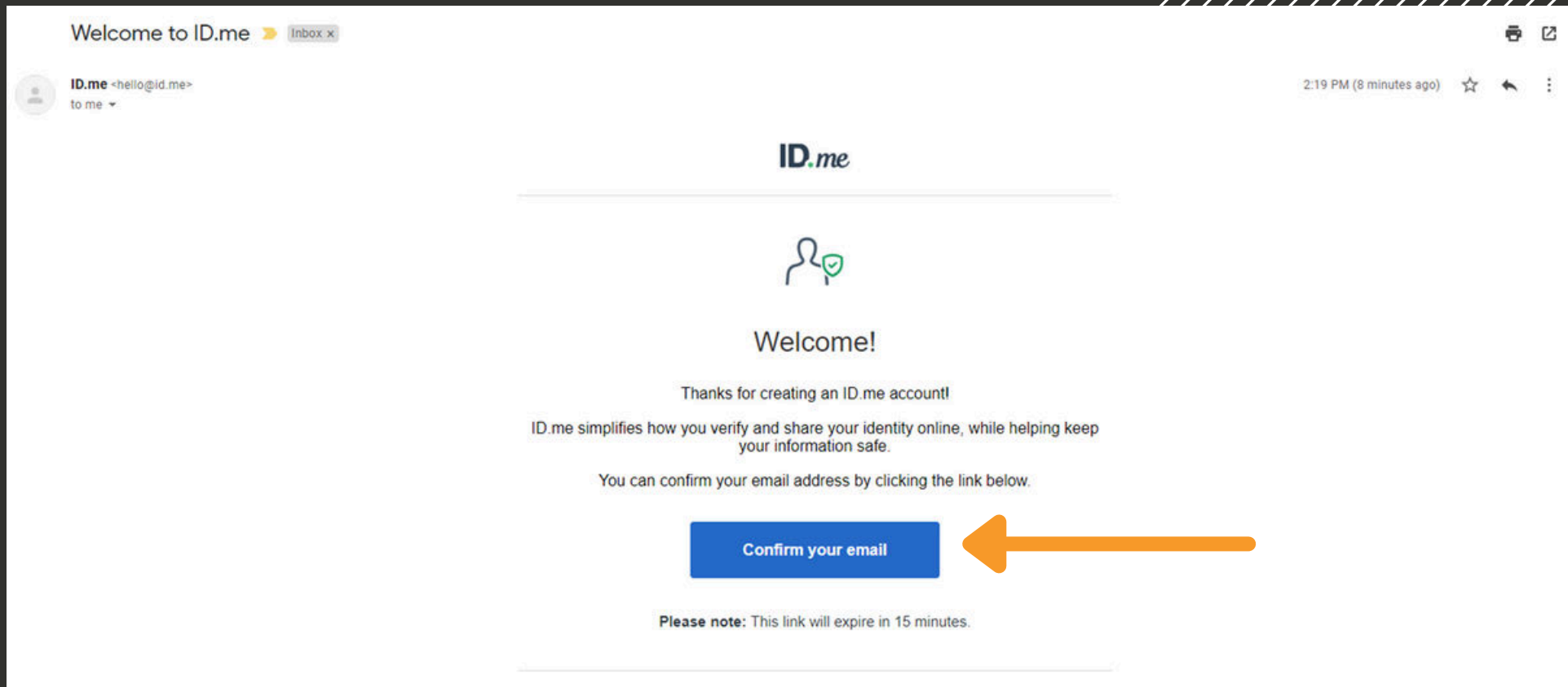
If you choose not to continue, you will not be able to use your ID.me account to access IRS.

ID.me does not sell, lease, or trade data to any third parties or derive any profit from the sale, lease, or trade of data.

At the bottom of the dialog is a blue button labeled **Continue**, which is pointed to by a large orange arrow. Below the dialog, there is a language selector set to **English** and a footer with links for [What is ID.me?](#), [Terms of Service](#), and [Privacy Policy](#).

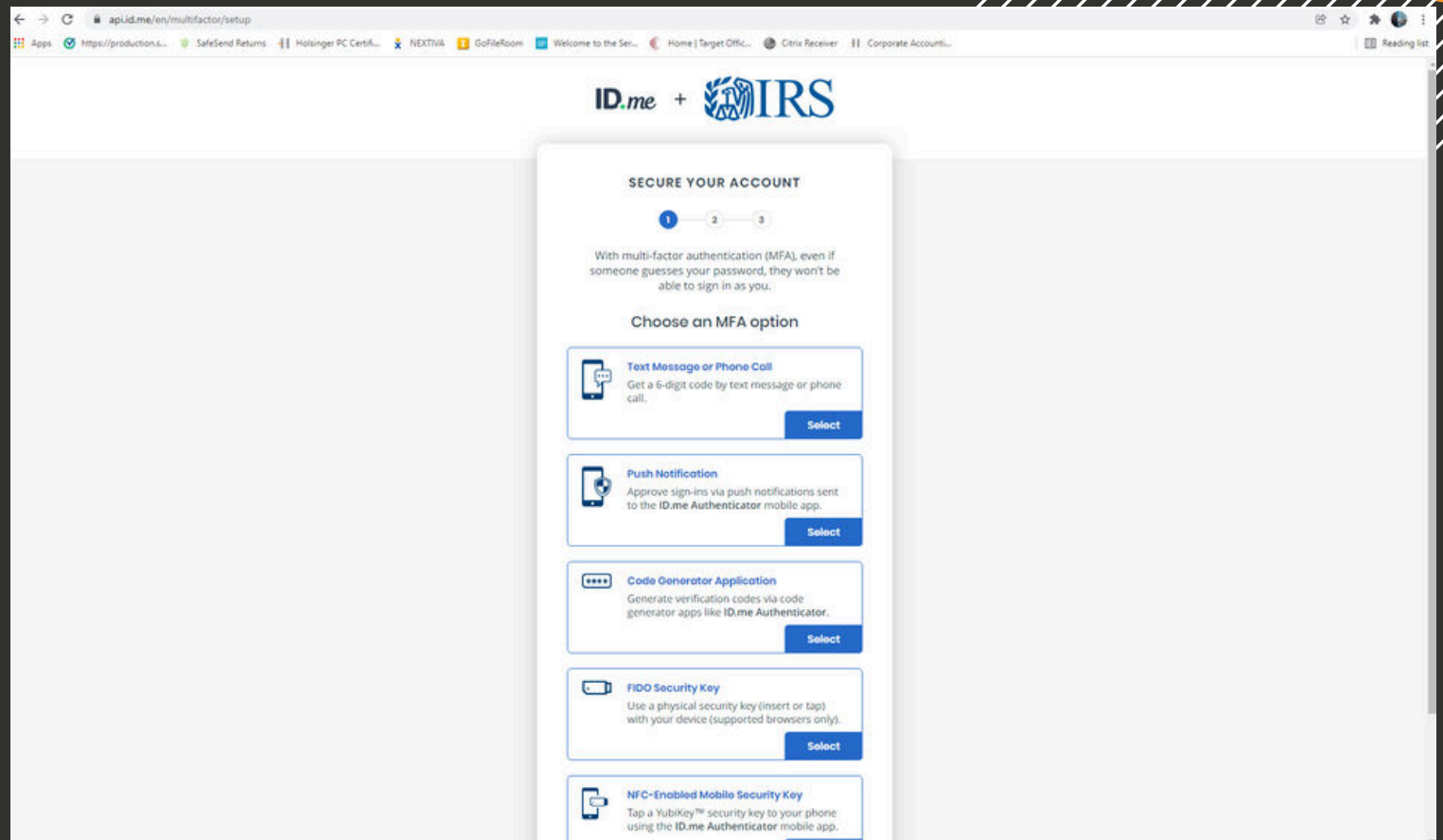
step six

confirm your email address – you will receive an email from <hello@id.me> titled Welcome to ID.me



step seven

set up MFA – multi factor authentication for added security



step eight

verify your identity using your license, state ID, passport, or passport card

verify.id.me/en/1a569f7b6aa49c684f5153cd92702c0/identity




Apps | https://productions... | SafeSend Returns | Holsinger PC Certifi... | NEXTIVA | GoFileRoom | Welcome to the Ser... | Home | Target Offic... | Citrix Receiver | Corporate Account... | Reading list

ID.me + IRS

VERIFY YOUR IDENTITY

We'll need permission to use details from your credit profile and other public sources to verify your identity. This will not affect your credit score.

Choose a verification method

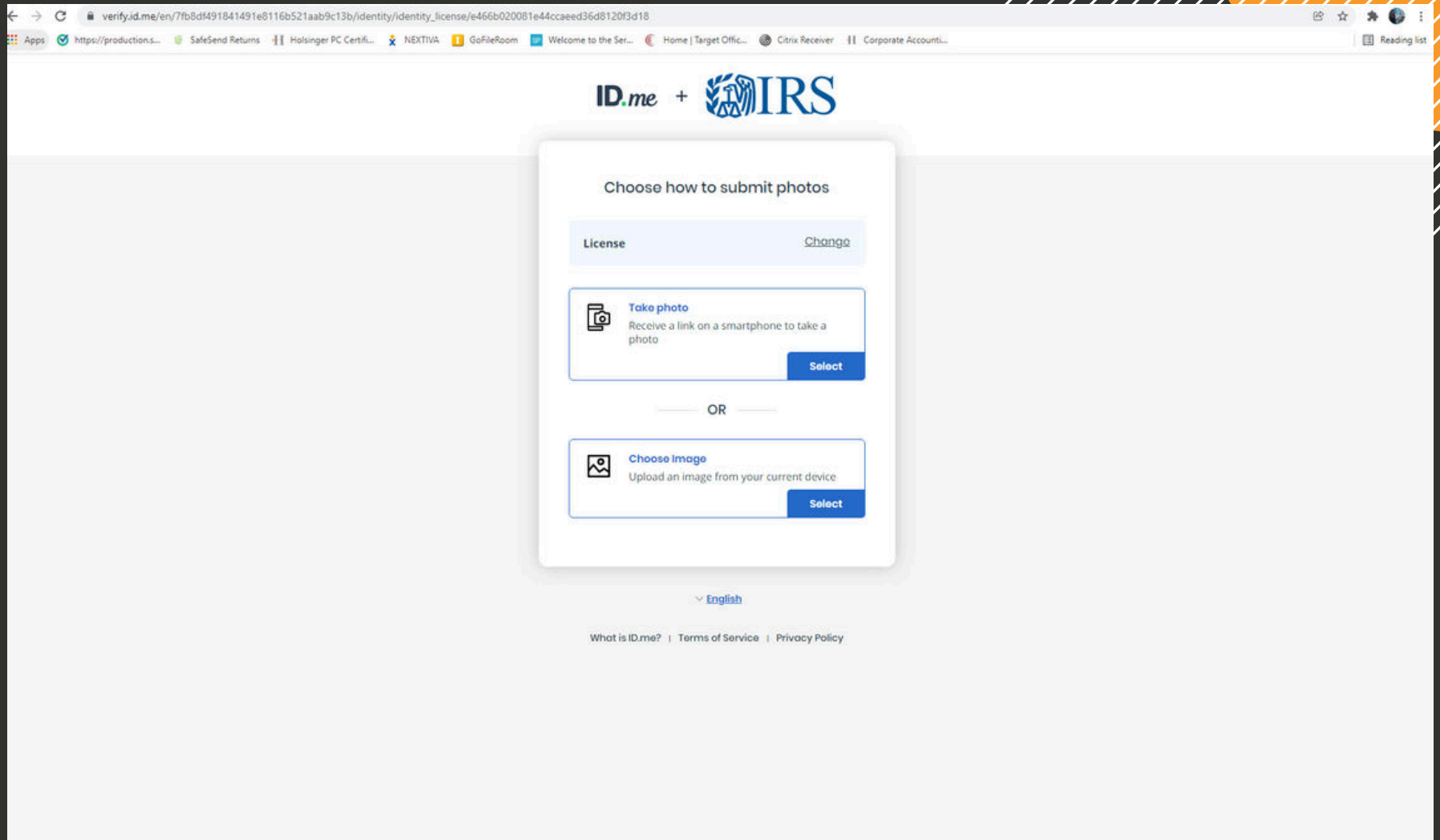
-  **Upload photos of your license or state ID**
Upload photos of your driver's license or state ID, and enter your Social Security number. [Start now](#)
-  **Upload a photo of your passport**
Upload a photo of your passport and enter your Social Security number. [Start now](#)
-  **Upload photos of your passport card**
Upload photos of your passport card and enter your Social Security number. [Start now](#)

English

[What is ID.me?](#) | [Terms of Service](#) | [Privacy Policy](#)

step nine

use a smartphone to take a picture of your document or upload a picture from your computer



step ten

the system will ask you to use your smartphone or computer webcam to take a 'video selfie.' follow the prompts on your device.



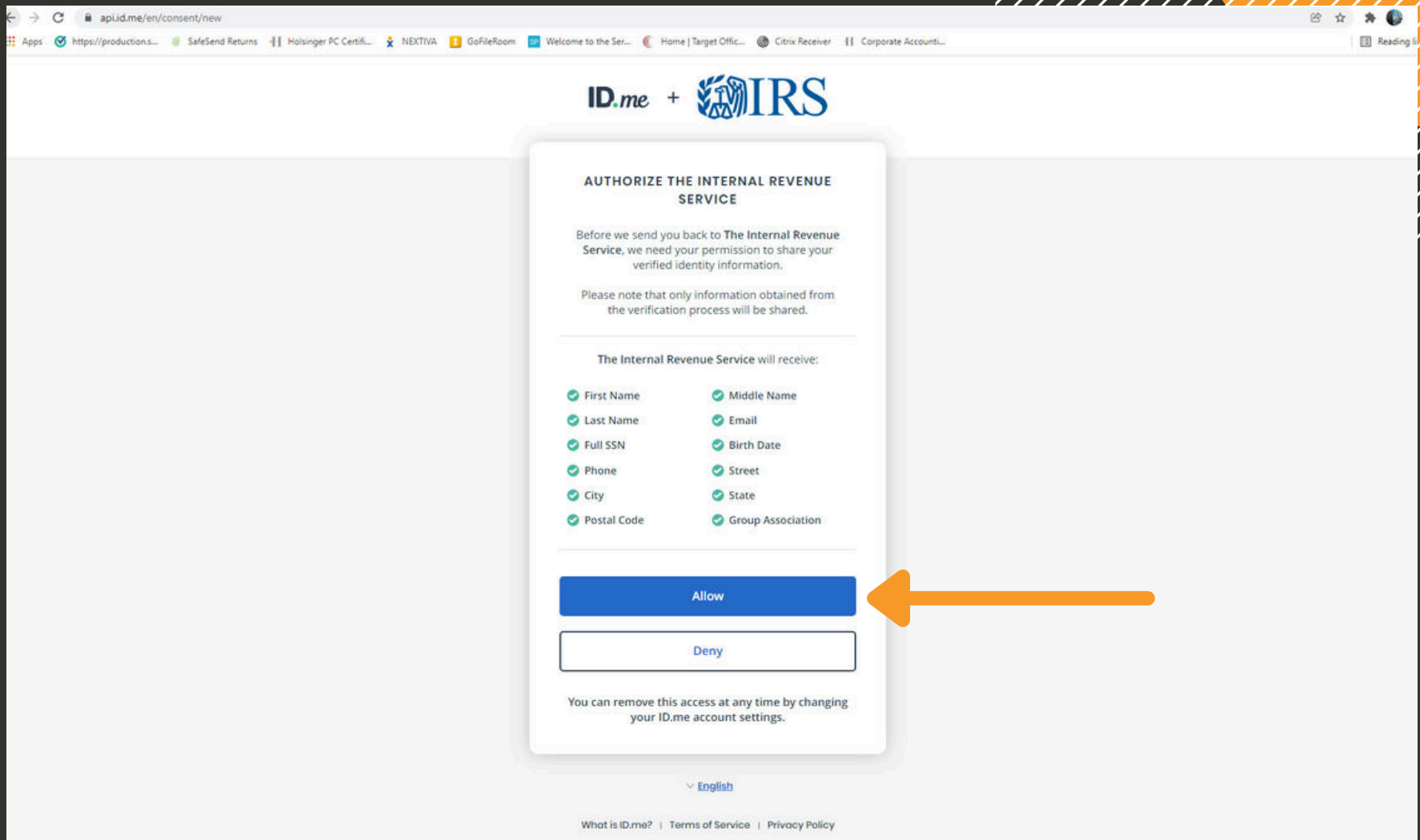
step eleven

enter your social security number and verify your information

The screenshot shows a web browser window with the URL `verify.id.me/en/7fb8df491841491e8116b521aab9c13b/identity/identity_license/e466b020081e44ccaed36d8120f3d18/edit`. The page header features the **ID.me + IRS** logo. The main content area is titled **VERIFY YOUR IDENTITY** and includes a progress indicator with five steps, where step 4 is active. The instruction is **Enter your Social Security number**. Below this is a text input field labeled **Social Security Number *** containing `#####`. A note states: **The Social Security number is used as a unique identifier to confirm identity. This will not affect your credit score.** At the bottom of the form are **Back** and **Continue** buttons. The footer contains a language dropdown set to **English** and links for **What is ID.me?**, **Terms of Service**, and **Privacy Policy**.

step twelve

allow access – you can remove this access after your initial login, if desired



The screenshot shows a web browser window with the URL `api.id.me/en/consent/new`. The page features the ID.me and IRS logos at the top. The main content is a consent dialog titled "AUTHORIZE THE INTERNAL REVENUE SERVICE".

Before we send you back to The Internal Revenue Service, we need your permission to share your verified identity information.

Please note that only information obtained from the verification process will be shared.

The Internal Revenue Service will receive:

<input checked="" type="checkbox"/> First Name	<input checked="" type="checkbox"/> Middle Name
<input checked="" type="checkbox"/> Last Name	<input checked="" type="checkbox"/> Email
<input checked="" type="checkbox"/> Full SSN	<input checked="" type="checkbox"/> Birth Date
<input checked="" type="checkbox"/> Phone	<input checked="" type="checkbox"/> Street
<input checked="" type="checkbox"/> City	<input checked="" type="checkbox"/> State
<input checked="" type="checkbox"/> Postal Code	<input checked="" type="checkbox"/> Group Association

At the bottom of the dialog, there are two buttons: "Allow" (highlighted with an orange arrow) and "Deny".

You can remove this access at any time by changing your ID.me account settings.

At the bottom of the page, there is a language dropdown set to "English" and a footer with links for "What is ID.me?", "Terms of Service", and "Privacy Policy".

your account

from your homepage, you can check your account status, make a payment, and view records

The screenshot shows the IRS 'my account' homepage. At the top, there is a navigation bar with the IRS logo and links for Profile, Help, and Logout. Below this is a secondary navigation bar with links for Account Home, Account Balance, Payment Options, Payment Activity, Tax Records, Notices and Letters, and Authorizations. The main content area is titled 'Welcome' and features a light blue alert box with an information icon stating 'Limited Account Services, Dec. 28, 2021 - Jan. 22, 2022'. Below this, the 'Account Status' section displays a message: 'Your 2021 Tax Return Is Not Processed' with a 'Read more' link. It also shows the 'Total Amount Owed as of January 25, 2022: \$0.00' and a 'View Balance Details' link. The 'Records' section includes links for 'View Advance Child Tax Credit Information', 'View Tax Records for:' (with a list of options: Key information from your most recent tax return, Economic Impact Payment Information, and Downloadable tax records), 'View Notices and Letters', and 'View Authorizations'. The 'Payments' section features a 'MAKE A PAYMENT' button and links for 'View Payment Options' and 'View Payment Activity'.

sa.www4.irs.gov/ola/

Apps https://productions... SafeSend Returns Holsinger PC Certifi... NEXTIVA GoFileRoom Welcome to the Ser... Home | Target Offic... Citrix Receiver Corporate Account...

An official website of the United States Government

IRS Profile Help Logout

Account Home Account Balance Payment Options Payment Activity Tax Records Notices and Letters Authorizations

Welcome

i Limited Account Services, Dec. 28, 2021 - Jan. 22, 2022

Payments and account adjustments made since December 28 will remain as pending at this time. Balances and payment activity will be updated the week of January 24.

Account Status

i Your 2021 Tax Return Is Not Processed

If you've already filed... [Read more](#)

Total Amount Owed
as of January 25, 2022:

\$0.00

[View Balance Details](#)

Records

[View Advance Child Tax Credit Information](#)

[View Tax Records](#) for:

- Key information from your most recent tax return
- Economic Impact Payment Information
- Downloadable tax records

[View Notices and Letters](#) for correspondence from the IRS

[View Authorizations](#) for online requests from tax professionals

Payments

[MAKE A PAYMENT](#)

[View Payment Options](#)

[View Payment Activity](#)